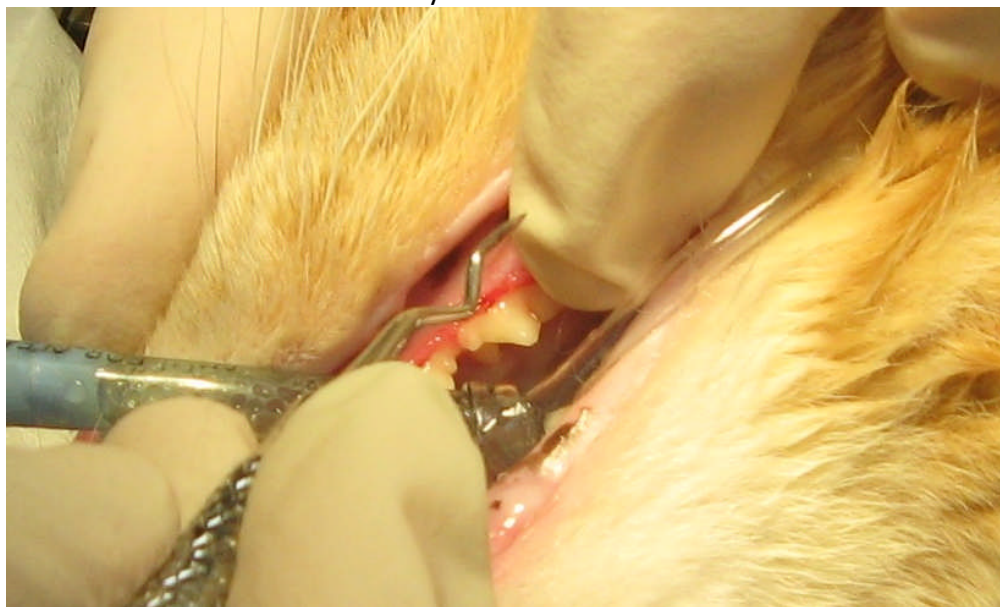


One of the most common problems that we encounter in both cats and dogs is dental disease. It is wonderful if you are able to brush your pet's teeth at home, but eventually most pets will need an anesthetized dental cleaning. Tartar build up on teeth holds many bacteria and can cause discomfort that may prevent an animal from eating or playing normally!

Teddy, a cat, came in for his yearly physical exam. Teddy had lots of tartar built up on his teeth, and his gums were quite red and infected.



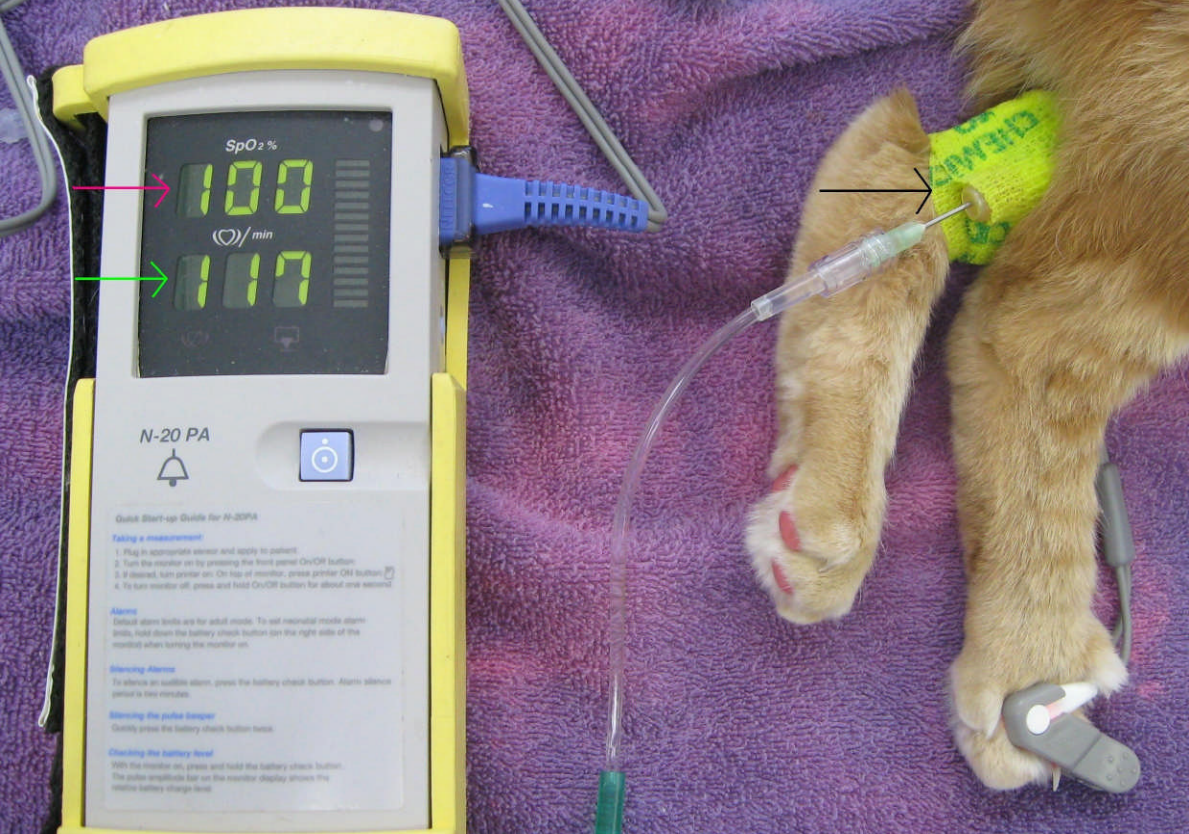
Once Teddy was under anesthesia, his teeth were scaled and polished, just like you might have done at your dentist's office.



While Teddy was under anesthesia, he was monitored carefully to ensure that he was breathing regularly. The respiratory monitor is indicated by the white arrow.



Teddy was also monitored to make sure that his heart rate was steady and that his blood was properly oxygenated. The pulse oximeter is on the left and tells us Teddy's oxygenation (pink arrow) and pulse (green arrow). You can also see Teddy's catheter (black arrow).

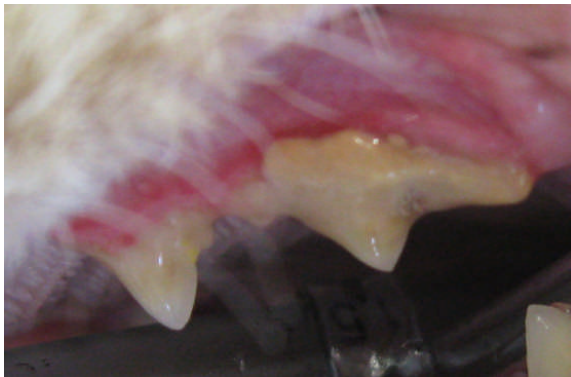


Teddy's blood pressure was also monitored. You can see his blood pressure on the left. Teddy's blood pressure cuff is placed at the base of the tail (red).



After Teddy's cleaning and polishing his teeth look as good as new, and his gums will heal over the next several days!

BEFORE



AFTER

